



GENERAL CRYSTAL SPECIFICATION : C2

Frequency Range	: 12.000 000 to 80.000 000 MHz.
Operating Mode	: Fundamental, AT-Cut.
Frequency Tolerances	
Calibration at + 25.0 °C (Maximum)	: ± 10.0 ppm, ± 30.0 ppm, ± 50.0 ppm.
Over Temperature Range (Maximum)	: ± 10.0 ppm, ± 30.0 ppm, ± 50.0 ppm.
Aging (Maximum per year at + 25.0 °C)	: ± 3.0 ppm (± 5.0 ppm for first year).
Temperature Range	
Operating	: - 20 to + 70 °C (- 40 to + 85 °C, - 40 to + 125 °C options).
Storage	: - 40 to + 85 °C (- 55 to + 125 °C option).
Motional Parameters	
Load Capacitance (CL)	: 8.0 pF to Series.
ESR (Maximum)	
12.000 000 to 15.999 999 MHz	: 120 Ω.
16.000 000 to 19.999 999 MHz	: 100 Ω.
20.000 000 to 29.999 999 MHz	: 80 Ω.
30.000 000 to 80.000 000 MHz	: 50 Ω.
Shunt Capacitance (C0) (Maximum)	: 3.0 pF.
Drive Level (Maximum)	: 100.0 μW (50.0 μW Typical).
Insulation Resistance	: 500 MΩ Minimum at 100 V _{DC} .
Package Style	: 2.50 x 2.00 x 0.55 mm.
Marking	
Line 1	: PDI
Line 2	: Spec. code

Notes

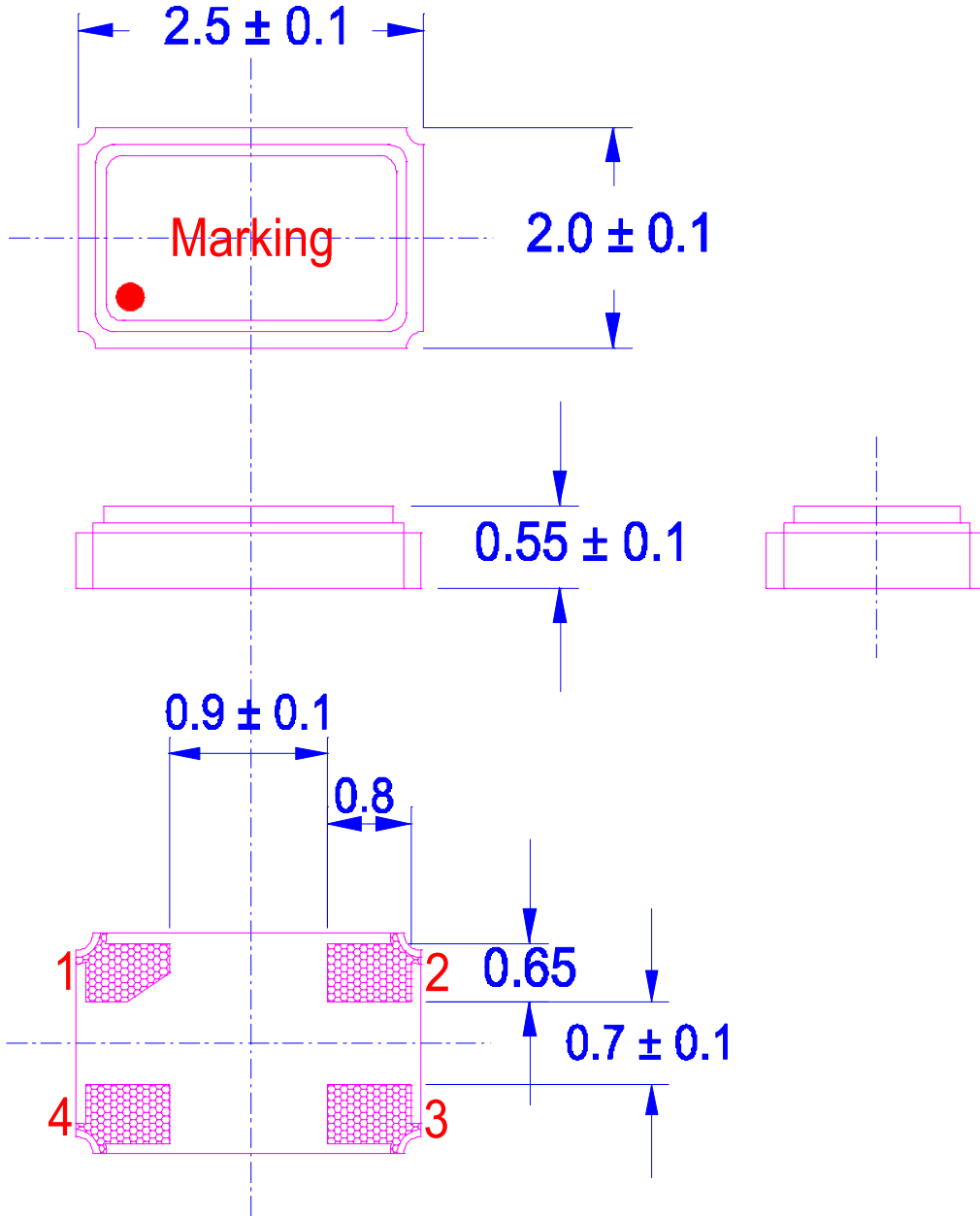
- Terminals are Au.
- All product is supplied RoHS compliant.
- Product can be supplied on Tape and Reel, on reels of 1,000 units.
- Not all Frequency / Temperature combinations are available.
- Specifications subject to change without notice.



GENERAL CRYSTAL SPECIFICATION : C2



Package Drawing



Pin Connections

- 1 Xtal
- 2 Ground / Case
- 3 Xtal
- 4 Ground / Case

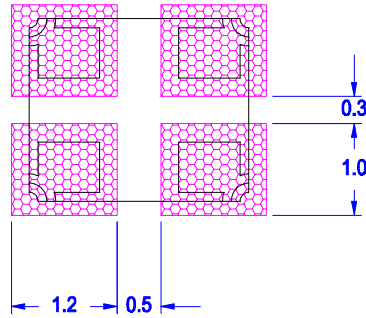
All Dimensions and Tolerances are in mm



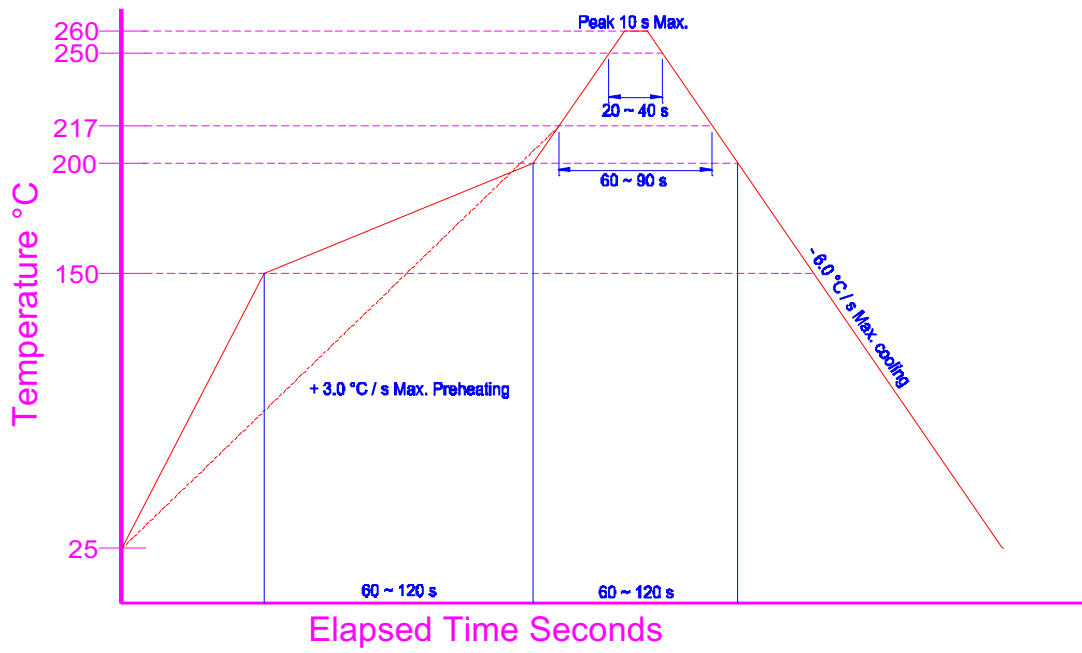
GENERAL CRYSTAL SPECIFICATION : C2



Solder Pattern (Reference purposes only)



Reflow Solder Profile

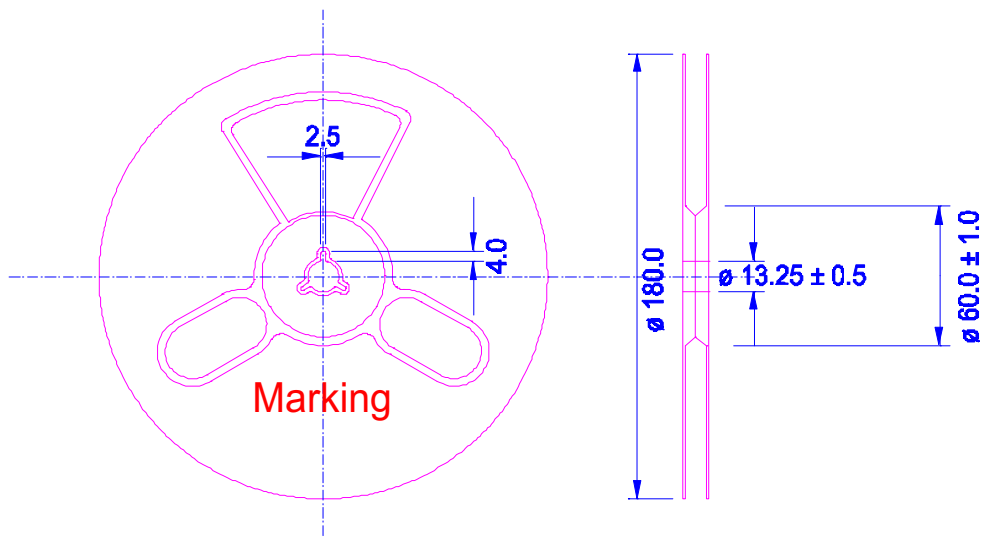
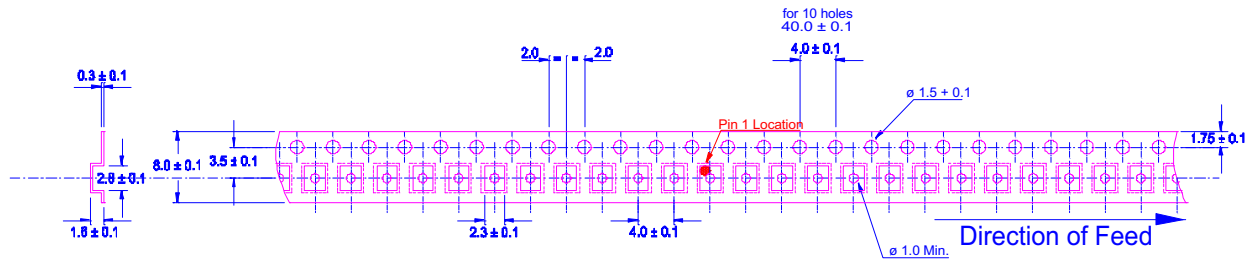




GENERAL CRYSTAL SPECIFICATION : C2



Tape & Reel Dimensions



Empty Pockets

- Trailing end (Minimum) : 200 mm.
- Leading end (Minimum) : 400 mm.